

# ELECTRIC GREASE JOCKEY®

Automatic Lubrication Solutions



PROVEN QUALITY. LEADING TECHNOLOGY.

# ELECTRIC GREASE JOCKEY®

## GRACO GREASE JOCKEY INCREASES FLEET UTILIZATION

### EXTENDS COMPONENT LIFE UP TO FOUR TIMES

Automatic lubrication continuously flushes contaminants and reduces friction.

### SUPPORTS 50,000 MILE SERVICE INTERVALS

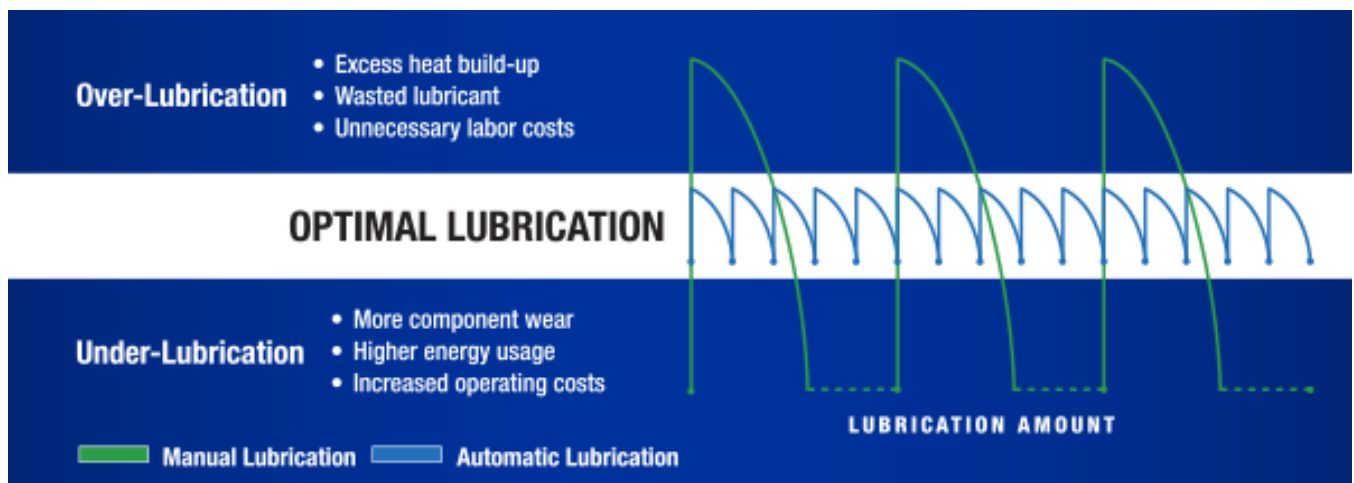
Optimally lubricates when the vehicle needs it the most.

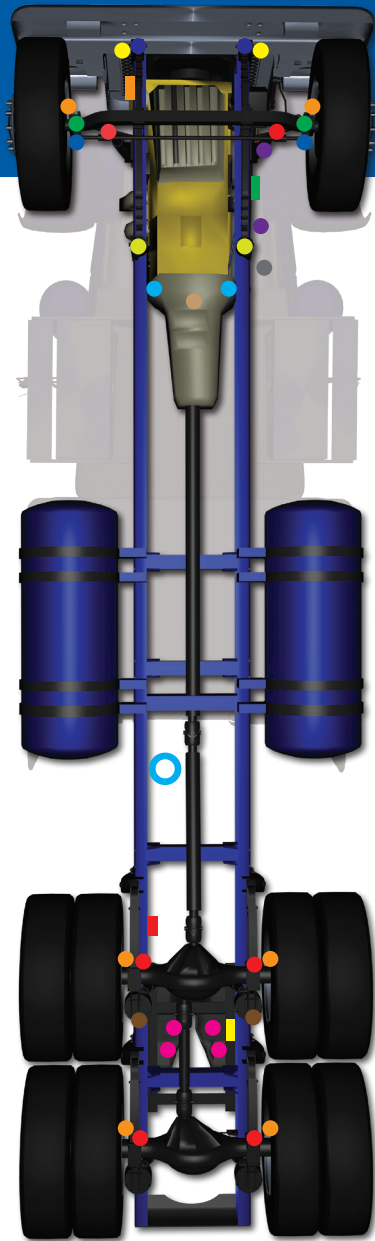
### REDUCES OPERATING COSTS

Service more vehicles in less time.



## GRACO AUTOMATIC LUBRICATION SYSTEMS APPLY THE CORRECT AMOUNT OF LUBRICATION IN THE RIGHT PLACE AT THE RIGHT TIME





## Truck and tractor lubrication systems lubricate these parts:

- Upper King Pins
  - Lower King Pins
  - Hood Pins
  - Spring Pins
  - Drag Links
  - Tie Rod Ends
  - Slack Adjusters
  - S-Cams
  - Spring Hangers
  - Clutch Pedal
  - Clutch Cross Shafts
  - Clutch Throw Out Bearing
  - 5th Wheel Plate
  - 5th Wheel Pivots
- 
- Pump
  - Right Front Module
  - Left Front Module
  - 5th Wheel Module
  - Rear Module

Whatever you drive, there's a Graco system to fit your needs



	ELECTRIC GREASE JOCKEY	G-MINI JOCKEY
<b>MULTI-POINT LUBRICATION</b>	Solution for full truck auto lubrication, class 8 commercial vehicles	Focuses specific lube points/pain points, class 4-7 commercial vehicles
<b>MAX RECOMMENDED INJECTOR POINTS</b>	100	30
<b>IN-CAB FEEDBACK</b>	Available with accessory	Standard
<b>CONTROLLER</b>	Built-in	External
<b>RESERVOIR SIZE</b>	2L	1L and 2L
<b>LOGISTIC PLATFORM CONNECTIVITY</b>	Yes	No



# ELECTRIC GREASE JOCKEY

## In-Cab Feedback\*

Tri-color LED system feedback indicator with Manual Run button.



## Ruggedized Construction

U.V., chemical, and high-impact resistant – rigorously tested and field-proven.

## NLGI #2 Compatible

NLGI #000 to #2 and 2,000 psi (138 bar).

## Low Level Signal

Alerts when out of grease.

## Electrical Drive

12 VDC (7 Amp) or 24 VDC (4 Amp) power. Protected against motor burn-out.

## Data Management System\*

Track critical lubrication data. Fast programming.



## Integrated Controls

Includes adjustable ON/OFF times, PIN code lockout and on-panel alerts.

## Connectivity

Telematics and CAN network compatible.



TECHNICAL SPECS	ELECTRIC GREASE JOCKEY	G-MINI JOCKEY
Maximum Pressure	2,000 psi (352 bar)	2,000 psi (352 bar)
Power	12 VDC, 24 VDC	12 VDC
Operating Temperature	-40° F to 158° F (-40° C to 70° C)	5° F to 158° F (-15° C to 70° C)
Reservoir Size	2 liter	1 and 2 liter
Maximum Run Time	30 minutes	30 minutes
Output per Element/Min	0.5 in <sup>3</sup> (8 cm <sup>3</sup> )	0.5 in <sup>3</sup> (8 cm <sup>3</sup> )
Certifications/Standards	IP69K, CE, ROHS, EMC, Pressurized Equipment Directive, National Fluid Power Association	CE, EAC
Instruction Manual	3A5082	3A9381

## ELECTRIC GREASE JOCKEY SYSTEM INSTALLATION KITS

Class 8 Includes 5th Wheel	Semi-Tractor with Greaseable Spring Pins			Semi-Tractor with Sealed Spring Pins (non-greaseable)		
	Drum Brakes		Disc Brakes	Drum Brakes		Disc Brakes
	6 x 4 Tandem Axle	4 x 2 Single Axle		6 x 4 Tandem Axle	4 x 2 Single Axle	
	32 Point / 4 Module Kit	28 Point / 3 Module Kit	20 Point / 3 Module Kit	26 Point / 4 Module Kit	22 Point / 3 Module Kit	14 Point / 3 Module Kit
Package Number	25C971	25C972	25C973	25C974	25C975	25C976

Class 8 No 5th Wheel	Straight Truck with Greaseable Spring Pins			Straight Truck with Sealed Spring Pins (non-greaseable)		
	Drum Brakes		Disc Brakes	Drum Brakes		Disc Brakes
	6 x 4 Tandem Axle	4 x 2 Single Axle		6 x 4 Tandem Axle	4 x 2 Single Axle	
	26 Point / 3 Module Kit	22 Point / 3 Module Kit	14 Point / 2 Module Kit	20 Point / 3 Module Kit	16 Point / 3 Module Kit	8 Point / 2 Module Kit
Package Number	26A830	25T309	26A807	26A844	25T311	25T307

\*DMS version optional equipment

# HOW TO SELECT YOUR ELECTRIC GREASE JOCKEY® AUTOMATIC LUBRICATION SYSTEM

Determining the Graco Electric Grease Jockey system best suited to your needs is accomplished by following steps A-D and entering your part numbers in the system choices table.

**A**

## Choose an Electric Grease Jockey Pump with or without Data Management System (DMS)

**ELECTRIC PUMP**

PART NUMBER	PUMP DESCRIPTION
25C990	Electric Grease Jockey
25C992	Electric Grease Jockey with DMS
25V619	Electric Grease Jockey with Telematics
25V701	Electric G-Mini Jockey 1 Liter
25V700	Electric G-Mini 2 Liter

**B**

## Determine Your System's Front Lube Points

Front modules all include king pin, tie rod end points, and drag link (left side).

*What is your front braking system?  
Do you have greaseable or sealed spring pins?*

**LUBE POINTS – FRONT**

BRAKING SYSTEM	SPRING PINS	PART NUMBER	
		LEFT SIDE	RIGHT SIDE
Drum brakes (2 points each side)	Spring pins (3 points each side)	25C854 (10 points total)	25C859 (8 points total)
	Sealed springs (0 points)	25C858 (7 points total)	25C851 (5 points total)
Disc brakes (0 points)	Spring pins (3 points each side)	25C857 (8 points total)	25C850 (6 points total)
	Sealed springs (0 points)	25C849 (5 points total)	25C852 (3 points total)

**C**

## Determine Your System's Rear Brake Lube Points

*What is your rear braking system?  
Do you have single or tandem axles?*


**LUBE POINTS – REAR BRAKES**

BRAKING SYSTEM	AXLES	PART NUMBER
Drum brakes	Tandem axle/TAX (8 points)	25C856
	Single axle/SAX (4 points)	25D084**
Disc brakes (0 points)	No kit needed	–



\*\*If lubricating 5th wheel, order package 25C855 from section D instead of package 25D084.

# HOW TO SELECT YOUR ELECTRIC GREASE JOCKEY® AUTOMATIC LUBRICATION SYSTEM



**D**

**LUBE POINTS – 5TH WHEEL**

## Determine Your System's 5th Wheel Lube Points

What is your 5th wheel configuration?

PART NUMBER	5TH WHEEL SYSTEM
25C853	5th wheel (6 points)
25C855	5th wheel/SAX drum (10 points)

## Your Grease Jockey System

Enter the selected part numbers from sections  
A-D then determine necessary installation items  
and end-point fittings

SECTION	PART NUMBER(S)	
<b>A</b>		
<b>B</b>	Left	
	Right	
<b>C</b>		
<b>D</b>		

**SYSTEM CHOICES**

### End-Point Fittings

PART NUMBER	DESCRIPTION	EXAMPLE BOM		SYSTEM SPEC
		3 MODULES	4 MODULES	
25C977	10 pack of P/N 556638, 3/16 in to 1/8 NPT elbows	2	3	
25C978	10 pack of P/N 556644, 3/16 in to 1/8 NPT straight connectors	1	1	
25C979	5 pack of P/N 15K740, 1/4-28 SAE (m) to 1/8 NPT (f) elbow	1	1	
17K063	Cable ties, 100 pack	1	1	
25C980	Figure-8 cable ties, 10 pack	1	2	
131217	NLGI #1 GC-LB on-road mobile lubricant	1	1	

# Grease Jockey Manifolds

Grease Jockey modular design makes it easy to add or subtract lube points and commonize service parts across your fleet. Modules hold up to 6 or 12 lubrication point meters.



12-Port And 6-Port Options

Updated for NLGI #2 Grease

Same Pre-Charged, Color Coded Lines and End-Point Fittings



Multiple Mounting and Plumbing Options

## BUILD YOUR OWN MODULE / SERVICE PARTS

Part Number	24Z682	24Z683	24Z684	24Z685	24Z686	24Z681
Grease Jockey Injector Size	#0	#1	#2	#3	#4	#8
Output Spacers	0	1	2	3	4	4
Dispense Amount in <sup>3</sup> (cm <sup>3</sup> )	0.002 (0.03)	0.005 (0.08)	0.009 (0.15)	0.012 (0.20)	0.015 (0.25)	0.026 (0.43)
Typical Truck/Trailer Lube Points	S-Cam, Clutch	Slack Adjuster, Pivot Pins	Tie-Rod End, Drag Link	King Pin, Spring Pin	5th Wheel Cylinders	5th Wheel Face Plate

PART NUMBER	DESCRIPTION
25C988	6 port manifold and mounting stem
25C989	12 port manifold and mounting stem

PART NUMBER	DESCRIPTION
15W165	Single tube, pre-charged, 30 ft
564090	Double tube bundle, pre-charged, 30 ft
563796	Triple tube bundle, pre-charged, 30 ft

## GREASE JOCKEY SYSTEM ACCESSORIES

### Expander Kit Accessories

PART NUMBER	DESCRIPTION
25D012	Single, #3 injector and 15 ft, 3/16 in tube
25D013	Two, #3 injectors and 2-tube 15 ft, 3/16 in bundle
24Z808	Hex-head manifold plug with o-ring

### Refill Pump Kits

PART NUMBER	DESCRIPTION
2002295	Refill Pump Kit — 35 lb
2002296	Refill Pump Kit — 120 lb

### Grease Option

PART NUMBER	DESCRIPTION
557941	NLGI #00 EP lithium grease, 35 lb bucket

### Fill Extension Kit

PART NUMBER	DESCRIPTION
25A170	Fill extension kit

PART NUMBER	DESCRIPTION	ELECTRIC GREASE JOCKEY	G-MINI JOCKEY
24Z962	Protective Pump Cover	X	
25T767	Mounting Bracket	X	
25C983	Output Doubling Kit	X	
129759	Tee Fitting	X	X
129755	90 Degree Elbow	X	X
131169	Meter Manifold Union	X	X
25V702	Grease Jockey Timer		X
25V703	GLC 2200 Controller		X
25V704	Pressure Switch Kit		X
25V705	Manifold Mounting Bracket		X
24K414	Telematics Pressure Switch	X	
124333	Telematics Cable For Pressure Switch	X	
571030	Remote Manual Run Kit*	X	



**Contact us today!**

**To receive product information or talk with a Graco representative,  
call 844-241-9504 or visit us online at [www.graco.com/fleet-transportation](http://www.graco.com/fleet-transportation).**