




PROMIX® PD

Positive Displacement Proportioner Platform



PROVEN QUALITY. LEADING TECHNOLOGY.

TABLE OF CONTENTS

ProMix PD Overview

Versatility and Flexibility

Positive Displacement Technology

Low Flush Technology

Air/Solvent Chop

Intuitive Controls and Display

Calculate Your Savings

PD Overview

PD Technology

PD Manual Technology

PD Automatic Technology

Dual Mix

Acid Catalyst

3K+

1K

Custom Valve Mapping

**Anatomy of the ProMix PD: Manual Spraying -
Mix at the Belt**

**Anatomy of the ProMix PD: Manual Spraying -
Mix at the Wall**

Anatomy of the ProMix PD: Integrated Autospray

Anatomy of the ProMix PD: Technical Specifications

Ordering Information

Mix at the Belt

Mix at the Wall

Automatic Mix at the Wall

Building Your System

Traditional PD Packages



PROMIX PD OVERVIEW

The Graco ProMix PD is changing the way you think about ROI, proportioning, and manufacturing processes.

This electronic fluid control system is your gateway to the future of finishing.



VERSATILITY AND FLEXIBILITY

The ProMix PD can operate up to 4 different pumps so you can dispense different chemistries and manage multiple applicators on the same system.

Non-Compatible Materials? No Problem.

Why purchase two systems when you only need one?

Utilizing our 4 pump system, you can run different material chemistries through dedicated fluid paths and track pot life for up to 3 different applicators all on one machine.

Our ProMix PD can handle multiple guns and separate fluid streams all on the same system – saving you the cost of another proportioner.

Operate typically separated materials on one system.

- > Epoxy-Urethanes
- > AdPro/Primer/Top Coat/Clears
- > Metallics/Non-metallics
- > Waterborne/Solventborne
- > 1K/2K on the same system

Premium Performance that Redefines Proportioning

High performance coatings need high performance equipment. Graco's unique line of PD Proportioners is redefining how you look at mixing paint. Our versatile line of products make it easier for you to take advantage of the many benefits of plural component material such as – shorter curing times, less waste and fewer VOCs.

Core ProMix PD Benefits

CONTROL PRESSURE AND FLOW

Our unique positive displacement technology creates the most consistent pressure and flow control found in the marketplace.

VERSATILE MIXING

One pump fits all. With multiple pump configurations, we meet your component or material chemistry specifications.

REDUCE DOWNTIME AND WASTE

Our mix-at-the-belt technology mixes material close to the gun – reducing downtime and wasted material.

INTUITIVE CONTROLS AND DISPLAY


Make programming and data acquisition easier than ever. Integrated data acquisition via PLC or USB provides real time data on system parameters at any time.

SIMPLE SOFTWARE UPDATES

Easy software upgrades allow you to keep improving the system functionality every time we do with our simple software tokens.

AUTOMATIC/MANUAL CONFIGURATIONS

Whether you're running a manual or automatic application, ProMix PD's fit your needs. With the ability to upgrade parts in the field at any time, it allows you to start with a manual single pump system with the option of upgrading to a multiple pump automatic system.



POSITIVE DISPLACEMENT TECHNOLOGY

Mixing Ratio Accuracy within 1%

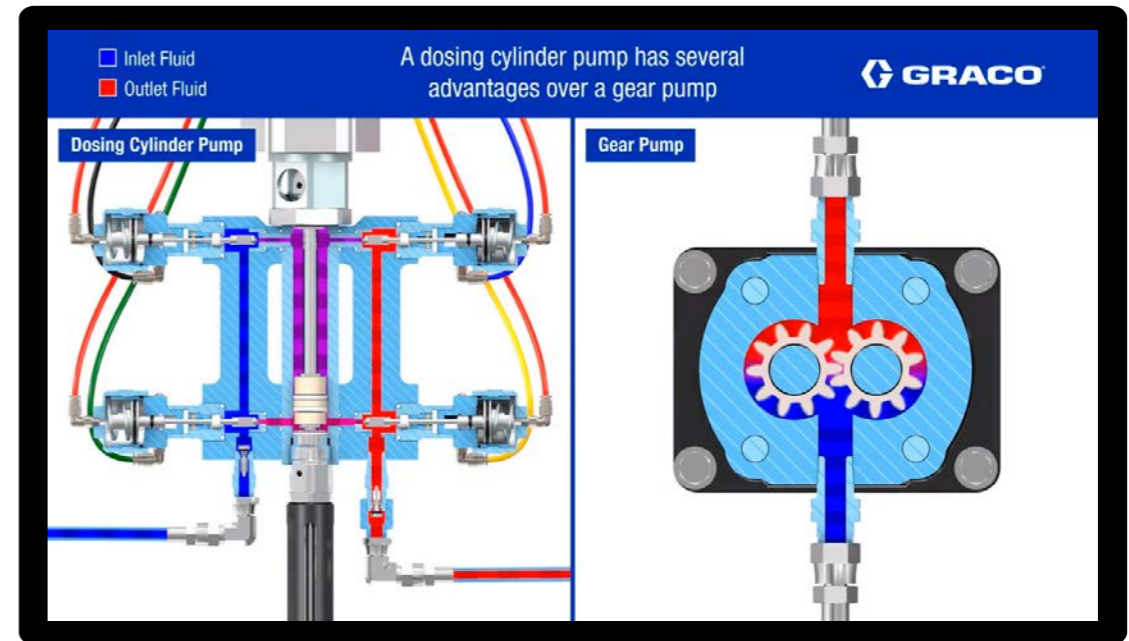
How it works

The ProMix PD electrically driven dosing pump technology is the only true way to provide 100% positive displacement without any material slippage. Powered by a DC Stepper Motor, a piston pump moves up and down to create consistent pressure, and flow rates within a 1% mixing ratio accuracy every time.

A pressure transducer on the outlet side helps to monitor outlet pressure for electronic fluid regulation, and self-diagnostic programs.

The ProMix PD is the only equipment that offers true volumetric control. It is unique because it can operate in both flow and pressure mode, while offering high and low pressure options on the same system.

<h3>Positive Displacement</h3> <ul style="list-style-type: none"> Wide flow range and accuracy using only one pump If it stalls under pressure, turn the pump on and go No slippage of material No packing of material in the pump High-pressure capability, up to 1500 psi Minimal impact from the inlet pressure feed. Have a 50% leeway regarding target inlet pressures. Low maintenance costs and easily repaired in the field with simple seal kits. 	<h1>VS</h1>	<h3>Gear Pump</h3> <ul style="list-style-type: none"> Multiple pumps needed to create a wide flow range with good accuracy. Delay before a pressure builds up. Requires timing to coordinate gun triggering and also experiences creep loss. Slippage of material due to wear on the gears. Material packs inbetween the gears, and affect flow and accuracy. Sometimes chunks of paint come loose, clog the gun or end up on the part. Not capable of High Pressures. The maximum achievable is 300 psi. Sensitive to Inlet Pressure levels. If this gets too high alarms will sound and shut down the entire line Expensive Repair and Maintenance — Requires a total pump rebuild. \$3,000-\$10,000 to replace.
<p>Range and Accuracy</p> <p>Timing & Pressure Creep</p> <p>Low Viscosity Materials</p> <p>High Viscosity Materials</p> <p>Pressure Capability</p> <p>Inlet Pressure</p> <p>Maintenance</p>		



Core ProMix PD Benefits

WIDER RANGE OF FLOW RATES

Never have to switch out or overwork a pump again to get a wide range of flow rates and ratios. Our positive displacement piston pump was specifically designed to handle the ratios and flow rates where gear pumps fall short.

CUSTOMIZABLE FLUSHING

With our patented pump wash and air/solvent chop features, you can preset flushing routines for different materials. This provides cleaner lines and faster flushing and uses significantly less material.

ACCURATE AND PRECISE EVERY TIME

Our encoder-based piston drive technology and active control valves ensure smooth and exact dispensing every time. This means within 1% accuracy regardless of head pressure, elevation, viscosity of material, temperature, or gun triggering.

LONGER PUMP LIFE AND LESS REPAIR

Durable piston pump design creates less wear on parts overall to give you more production-time, less down-time.

MINIMIZE DEGRADATION OF MATERIALS

No gears to cause degradation of materials. Avoid colour shift issues due to the shear and metallic flake degradation experienced with gear based systems.

DISPENSING

Because it stalls under pressure, our ProMix PD pump dispenses smoothly every time. Just trigger the gun and the PD pump will deliver the result you need without the need for the gun trigger timing techniques used with gear pumps.

Stay On Ratio and On Budget

Graco's Proportioners with Positive Displacement Technology offer precise and reliable proportioning so you can stay on-ratio – within 1% mixing ratio accuracy – everytime!

The ProMix PD System also has auto-shut off mechanism if the mixture ratio falls out of balance. This reduces rework and gives you confidence that the product is being applied exactly as you need it.

And because it's easily repaired with simple seal kits at a fraction of the cost to repair gear pumps, we're making it easier for you to stay on ratio and on budget!

LOW FLUSH TECHNOLOGY

How it works

Moving the mixing point closer to the gun with our mix-at-the belt technology decreases the zones on the machine that need to be flushed.

Worn on the belt, carried in the hand or mounted on a robot for automatic applications, this technology not only slashes colour change change time, it can also mean up to an 80% reduction in flushing and waste and downtime.

Reduce Waste and Increase Production

Smaller flush zones not only let you change colours faster, but also save you money by reducing solvent and material waste created from flushing the lines.

By moving the mixing point closer to the gun, this decreases the size of the flush zones and increases efficiency in your plant. This mix on demand capability can reduce solvent use and mixed material waste by up to 80% compared to traditional electronic proportioners.

This means lower disposal costs of hazardous waste materials and less wasted paint – especially when you have multiple colour changes or short pot life materials. Faster colour change means increased throughput and productivity.

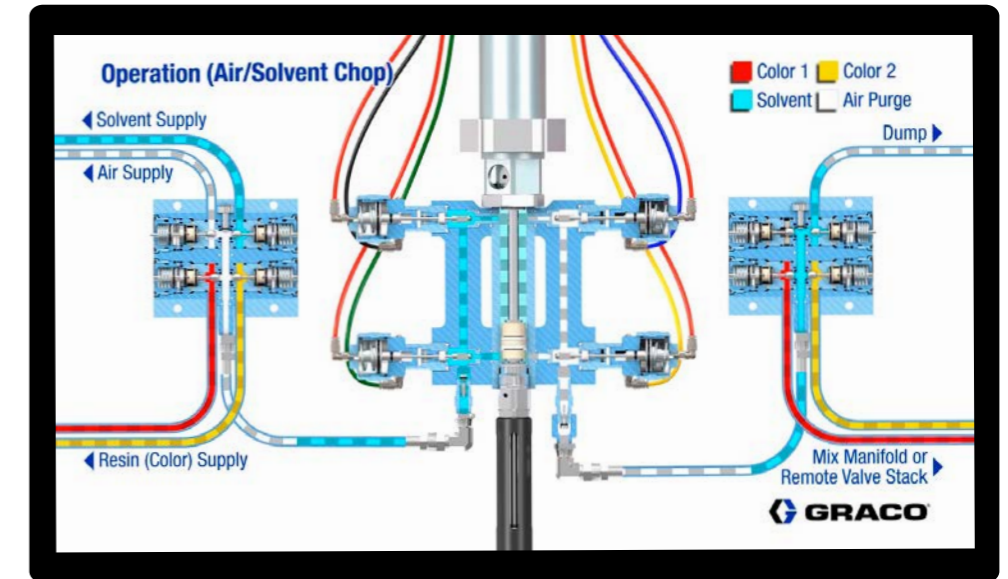
Reduce Solvent & Material Waste by **80%**

AIR/SOLVENT CHOP

How it works

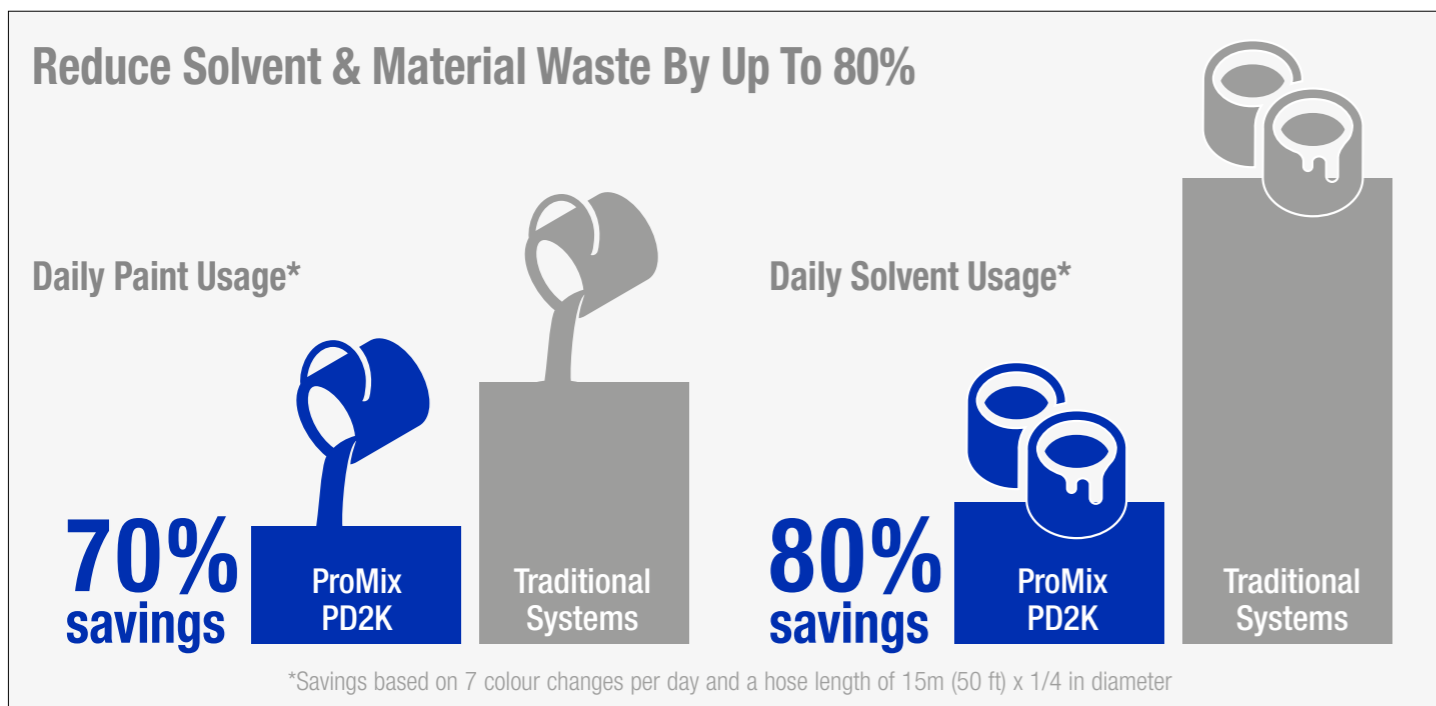
Air/Solvent Chop allows for customizable flushing recipes that use air and solvent chop through the pump.

This reduces solvent usage during flushing and reduces the time required to fully flush the pump – especially for metallic flake or filled materials.



Less Solvent use and Faster Colour Changes

With our patented pump wash and air/solvent chop features, you can preset flushing routines for different materials. This provides cleaner lines and faster flushing and also uses significantly less material.



Air/Solvent Chop Zones

INTUITIVE CONTROLS AND DISPLAY

Convenience and Control at Your Fingertips

High tech does not have to mean highly complicated. Our control interface is easy to use so you can spend less time learning and more time taking control of your operation. Set up is not only easy, but our system is smart enough to help you avoid any costly errors. The on-screen troubleshooting gives you operational information and ways to fix errors or alarms so you don't have to waste time consulting the manual.

This system also keeps track of a ton of information. Whether you want to simply see what is happening on your paint line, or use the data to optimize your processes and make improvements, it is accessible through a PLC or available to download using our USB port.



ADVANCED DISPLAY MODULE (ADM)

Simpler Operation and Setup

Our unique controller safeguards against misconfiguring your system to help you avoid mistakes that would cause costly downtime. Once one parameter is set up, that data can be easily transferred to another machine without having to do anything manually. This not only saves time in installation but can be very valuable in recovering data after unexpected stoppages.



ADM

Our intuitive control interface is the most extensive on the market. Our easy to navigate screens guide you to simpler operation, setup, continuous improvement and troubleshooting.



COMMUNICATIONS GATEWAY MODULE

Booth Control

Our compact and easy to use booth control provides a safe way to control recipe, pressure, and colour change all from inside the spray booth.



On Screen Troubleshooting

No manuals or expensive maintenance experts. Errors on the PD interface provide you with an explanation of the problem and possible solutions to get you back up and running as quickly as possible.



Accelerate Your Connectivity

Providing machine connectivity and user friendly controls means you get connected faster and start optimizing sooner. Using simple drop down options and built-in smart configuration logic, setting up our system is quick and easy. The on-screen troubleshooting gives you the information you need, where you need it. No more running around the plant trying to track down data. Our focus on continuous improvement gives you the peace of mind that we are doing everything we can to make your paint line as efficient as possible. As we get better, so will you.

Graco's Gateway Technology communicates using several different network protocol languages for easy integration and installation on your automatic lines to get you up-and-running faster. Our control network also allows you to connect and communicate with other Graco equipment like electrostatic applicators and rotary atomizers.

Our system is equipped for software updates. As your equipment ages, your software won't. These updates keep you operating with the latest technology at all times rather than having to buy new.

CALCULATE YOUR SAVINGS

The Graco ProMix PD is changing the way you think about ROI, proportioning, and manufacturing processes. Use this ROI calculator to estimate the savings through using ProMix PD.

Example of Savings

Flush Savings with ProMix PD2K

Compared to Traditional Electronic Proportioners

	Traditional	ProMix PD2K	
Cost per Colour Change	Paint Cost for an example price of € 12.00/liter	0.7 liter x € 12.00 = € 8.40	0.15 liter x € 12.00 = € 1.80
	Solvent Cost for an example price of € 1.00/liter	3.9 liter x € 1.00 = € 3.90	0.57 liter x € 1.00 = € 0.57
	Disposal Cost for an example price of € 2.00/liter	4.6 liter x € 2.00 = € 9.20	0.7 liter x € 2.00 = € 1.40
	Total Material Cost	€ 21.50	€ 3.80
	Total Flush Cost per Day (Total Material Cost x 7 colour changes/day)	€ 150.00	€ 26.60
	Total Flush Cost per Year (220 working days)	€ 33,110.00	€ 5,852.00
Flush SAVINGS/year*		€ 27,258.00	





Transfer Efficiency Savings with ProMix PD2K

SAVE up to 10% in transfer efficiency with PD2K electronic fluid management

	Traditional	ProMix PD2K
Paint Cost per day (based on 80 liter/day paint use at € 12.00l)	€ 960.00	€ 960.00 - 10% = € 864.00
Paint Cost per year (220 working days)	€ 211,200.00	€ 190,080.00
Transfer Efficiency SAVINGS/year*		€ 21,120.00

*Savings based on 7 colour changes per day and hose length of 15m (50 ft) x 1/4 in diameter

PD OVERVIEW

	 PD2K Manual	 PD2K Auto	 PD2K Auto Spray	 PD2K Dual Mix Manual	 PD2K Dual Mix Auto	 PD3K Manual	 PD3K Auto	 PD1K Auto	 PD Acid Catalyst
	PD2K PLATFORM								
Total Combined Colour + Catalyst	34	34	34	32 (16/mix unit)	32 (16/mix unit)	36	36	34	34
Colours	30	30	30	16/mix unit	16/mix unit	30	30	30	30
Catalysts	4	4	4	4/mix unit	4/mix unit	8	8	-	4
Mix-at-Belt Mix Manifold	Manual remote mix manifold near gun using dedicated hose bundles per colour.	X		X		X			X
Booth Control	Ability to manually control recipe, pressure, and change colour in a hazardous area.	X		X		X			X
Integrates with the PLC System	Ability to communicate with PLC via Modbus, Ethernet I/P, DeviceNet, and Profibus Network Protocol Gateway.		X	X		X	X	X	
Supports an AWI Application	Ability to communicate with Graco Advanced Web Interface remote monitoring and reporting software.	X	X					X	X
1K Flow Control Capable	Capable of single colour flow control.		X	X		X	X	X	
Acid Catalyst Capable	Fluid passages compatible with a strong acid catalyst material.	X		X					X
Mix/Spray with 2 Guns Simultaneously	Simultaneous metering and pot life tracking of two applicators with one system.			X	X			X	
ES Gun Control	Control electrostatic voltage and current from PD2K control (with 26A123 Air Control Kit).			X				X	
Applicator Control	Control applicator variables and trigger from the PD2K control.			X				X	
Pump Expansion	Utilize up to 4 pumps to provide flexibility to use multiple material families and execute A/B colour changes.	X	X	X		X	X		X
Gun Flush Box	Gun Flush Box automates triggering and the colour change sequence to prevent operator error, reduce labor and contain the flush stream.	X		X		X			X
Flow Control Dispensing Mode	Dispenses materials at a consistent set flow rate regardless of fluid properties.		X	X		X	X	X	
Pressure Control Dispensing Mode	Dispenses materials at a consistent set pressure regardless of fluid properties.	X	X	X	X	X	X	X	X
Recipe Ratio Assurance Monitoring	Monitors the relative mix pressure of resin and catalyst to ensure proper on ratio mixing based on a recipe specific value.	X	X	X	X	X	X	X	X
Instant Colour Change (Mix-at-Belt)	Ability to switch hose bundles and instantly spray a new material - Multiple active potlife tracking. (Mix-at-belt required except for PD1K).	X		X		X			X
Instant Colour Change (Mix-at-Wall)	Ability to switch colours immediately with multiple spray guns - multiple active potlife tracking. (Mix-at-wall required).	X	X	X	X	X	X		X

Standard in all versions: potlife tracking of mixed materials, air/solvent chop gun flush, pre-programmable mix recipes, unique & configurable flushing sequences and configurable maintenance reminders.

PD MANUAL TECHNOLOGY

Manual painting with Graco PD equipment is as efficient as you can get without going automatic. This technology allows you to limit material waste, control pressure, and experience less operator error.



Fast Flushing

Save material by only mixing at the belt of the operator.

NO REGULATORS NEEDED

Pumps do not need regulators in the mixed material fluid stream, eliminating issues of operators mis-adjusting pressures

FAST GUN FLUSHING

Automated gun flush box saves time and material

ZERO SECOND COLOUR CHANGE

Load multiple guns on one system and eliminate colour change time

HOSE BUNDLES OR REMOTE MIX BLOCKS

A very small amount of mixed material needs to be flushed



PD AUTOMATIC TECHNOLOGY

Efficiency and performance are at the heart of our Graco Automatic PD Technology. Our systems not only provide connectivity to your network for greater efficiency and control, the Automatic PD line outperforms many other proportioners in its class.



Packed with Features

GET CONNECTED

By fully integrating with PLC protocol networks, our PD technology can communicate to provide you with data on parameters, errors, and other events to get you on the road to a more connected facility.

ROBOT ARM MIXING

Paint stays separate until the robot arm, minimizing wasted material.

QUICK COLOUR CHANGE

Flush one colour while spraying another – dramatically reducing downtime during colour changes.

FLOW CONTROL

Our industry leading flow control is unmatched. Precise control ensures you have the flow rate you need and the ability to quickly change flow rates on the fly.



DUAL MIX

The PD Dual Mix unit does the job of 2 systems by controlling 2 guns in one booth at the same time or controlling 2 painters in 2 separate booths at the same time. Available with up to 4 pumps, Dual Mix not only increases production, but is also a less expensive alternative to buying two separate systems.

One System. Two Painters. Ultimate Control.

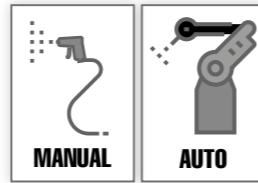
Looking for the control of two systems but only want to pay for one? The PD Dual Mix unit allows you to control two painters in one booth or two painters in two separate booths – all with one system. It also gives you the flexibility to use one mix unit alone on light production days or if maintenance is required.

PRODUCTION FLEXIBILITY

- > Control 2 guns in one booth at the same time
- > Control 2 painters in 2 separate booths
- > Option to use one or both mix units depending on production needs or maintenance schedules
- > Accommodates A/B rapid colour change

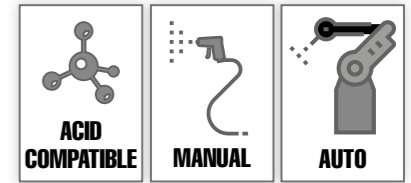
SAVE MONEY

- > Only need one system instead of two



ACID CATALYST

Benefit from all of the features of ProMix PD with Acid Catalyst compatible materials. Acid Catalyst version of ProMix PD has fluid hardware upgraded with 316 and 17-4 stainless steel to make it compatible with acid based finishing materials.




Tough Materials Need Tougher Equipment

Conversion varnishes are great when you need durability, moisture resistance and excellent finishing results. But these materials need equipment that can resist corrosion from acid based materials. ProMix PD proportioners are 100% acid resistant and specifically designed for these challenging applications.

MAJOR BENEFITS

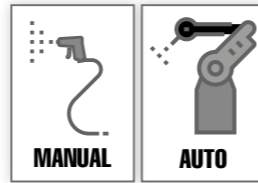
- > Upgraded fluid section capable of handling strong acid catalysts
- > Built in corrosion/leak prevention
- > Smart fluid plate with 316 and 17-4 SST catalyst sections for corrosion resistance



 Acid Catalyst (Components are upgraded to be acid-resistant)

3K+

This system utilizes up to 4 pumps to deliver accurate mixing of 3 or 4 component materials and processes. Whether is it a true 3K material or a 2K viscosity reduction, we have you covered.





Multiple Components. Multiple Possibilities.

Inspired by the ProMix PD2K, this system delivers the same benefits, but for multiple component materials.

MAJOR BENEFITS

- > Flexible mixing options to meet your specific process
- > Ability to mix up to 4 different materials on ratio within 1% accuracy
- > Improved viscosity control with the ability to have a reducer as one of the components
- > Precision flow control of multi-component materials




3K Tiered

4K

1K

Provides all the benefits of positive displacement technology for 1k materials. Precision control leads to improved quality, less scrap, and a more consistent spray pattern.



Flow Control for 1K Materials

Just because you're using 1K materials, doesn't mean you can't get precise flow control and great finish quality. Our positive displacement technology makes it possible to get the the precision control you need and the high quality you expect.

MAJOR BENEFITS

- > Extremely precise flow control
- > No pulsation while spraying
- > Maintains pressure accuracy during height and reach of application
- > Faster color changes
- > Less waste
- > Dual dispense version for 2 active guns



CUSTOM VALVE MAPPING

Have greater flexibility with a customized hardware layout. Custom Valve Mapping offers the same performance, with a simpler setup, at a lower cost.


Flexible and Customizable Hardware

Simpler is better. Custom Valve Mapping customizes colour change modules and hardware. Allowing you to control inlet, outlet and remote valves from one colour change valve (CCV) module.

Custom Valve Mapping has features like multiple inlets, single outlet configuration. This maximizes your solenoid and valve usage. These altogether reduce complexity, and unneeded equipment.

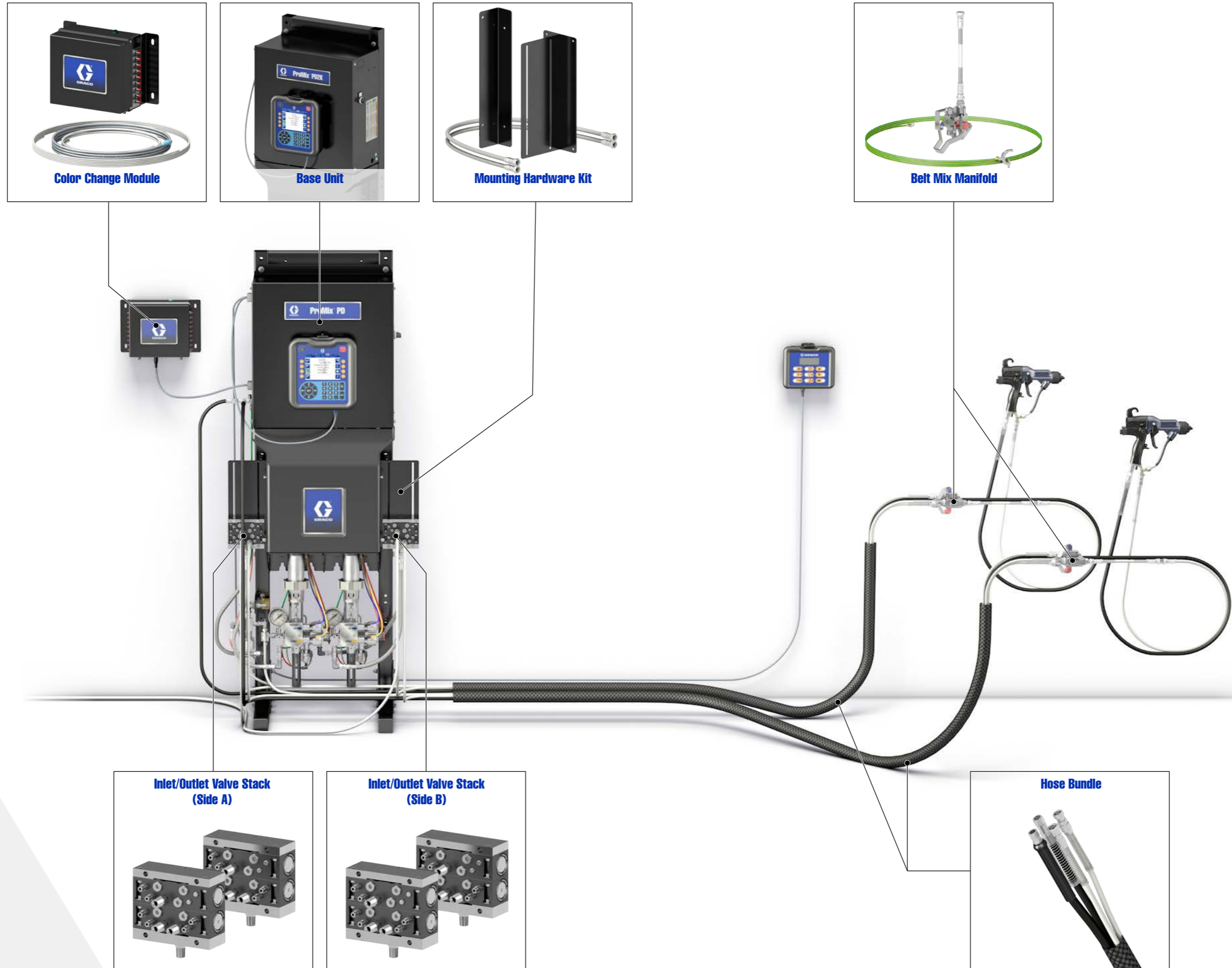
MAJOR BENEFITS

- > Cut down on unneeded valves and modules
- > Less complicated
- > Easier to Manage
- > Use less space





ANATOMY OF THE PROMIX PD

Manual Spraying - Mix at the Belt



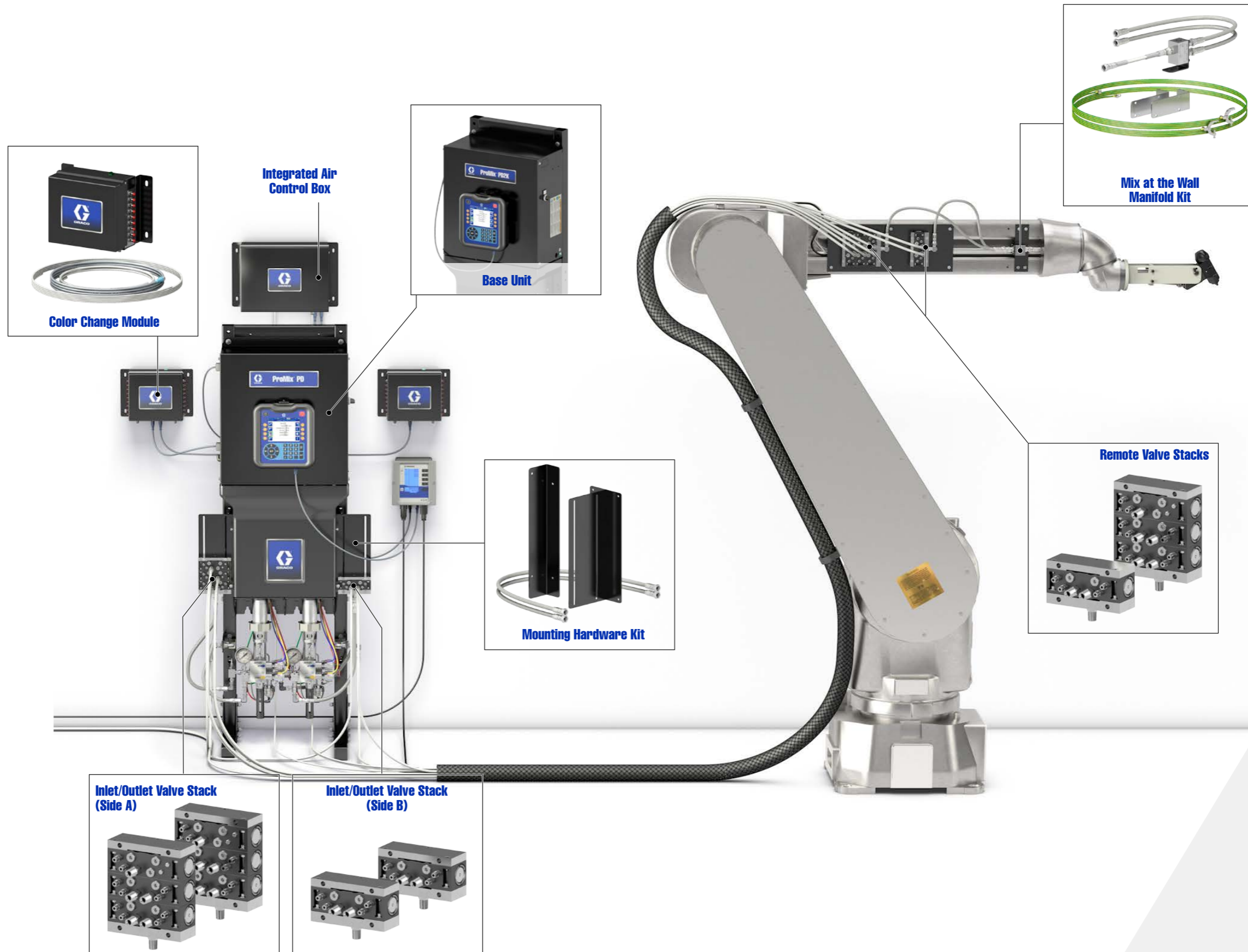
ANATOMY OF THE PROMIX PD

Manual Spraying - Mix at the Wall



Anatomy of the ProMix PD

Integrated Autospray



Anatomy of the ProMix PD

Technical Specifications

Flow rate	20 to 800 cc/min*
*3K or 4K rates could be higher depending on pump size & ratio	
Maximum fluid working pressure	
MC1000/AC1000 Low Pressure Systems	21 bar (300 psi, 2.1 MPa)
MC2000/AC2000 High Pressure Systems.....	105 bar (1500 psi, 10.5 MPa)
Fluid supply pressure requirements	
Low Pressure > 75% of outlet/spray pressure	
High Pressure > 80% of outlet/spray pressure	
Maximum working air pressure.....	7 bar (100 psi, 0.7 MPa)Air
Max supply pressure.....	7 bar (100 psi)
Pressure Range.....	6 bar - 7 bar (85-100 psi)
Filtration size for air logic	5 micron
Filtration size for spray gun air	30 micron
Air consumption	
PD2K controls	1 scfm max.
Paint applicator.....	see applicator specs
Air filter inlet size.....	3/8 npt(f)
Air filtration	
Air logic (Graco supplied)	minimum of 5 micron clean/dry
Air for atomizing (user supplied).....	minimum of 30 micron clean/dry
Mix ratio range	
2K ratio range	0.1:1 to 50:1, ± 1%
3K ratio range.....	0.1:1 to 100:1, ± 1%
Fluids handled	
Epoxies, urethanes, metallics, non-metallics, adpro, primer, top coat, clears, waterborne, solventborne	

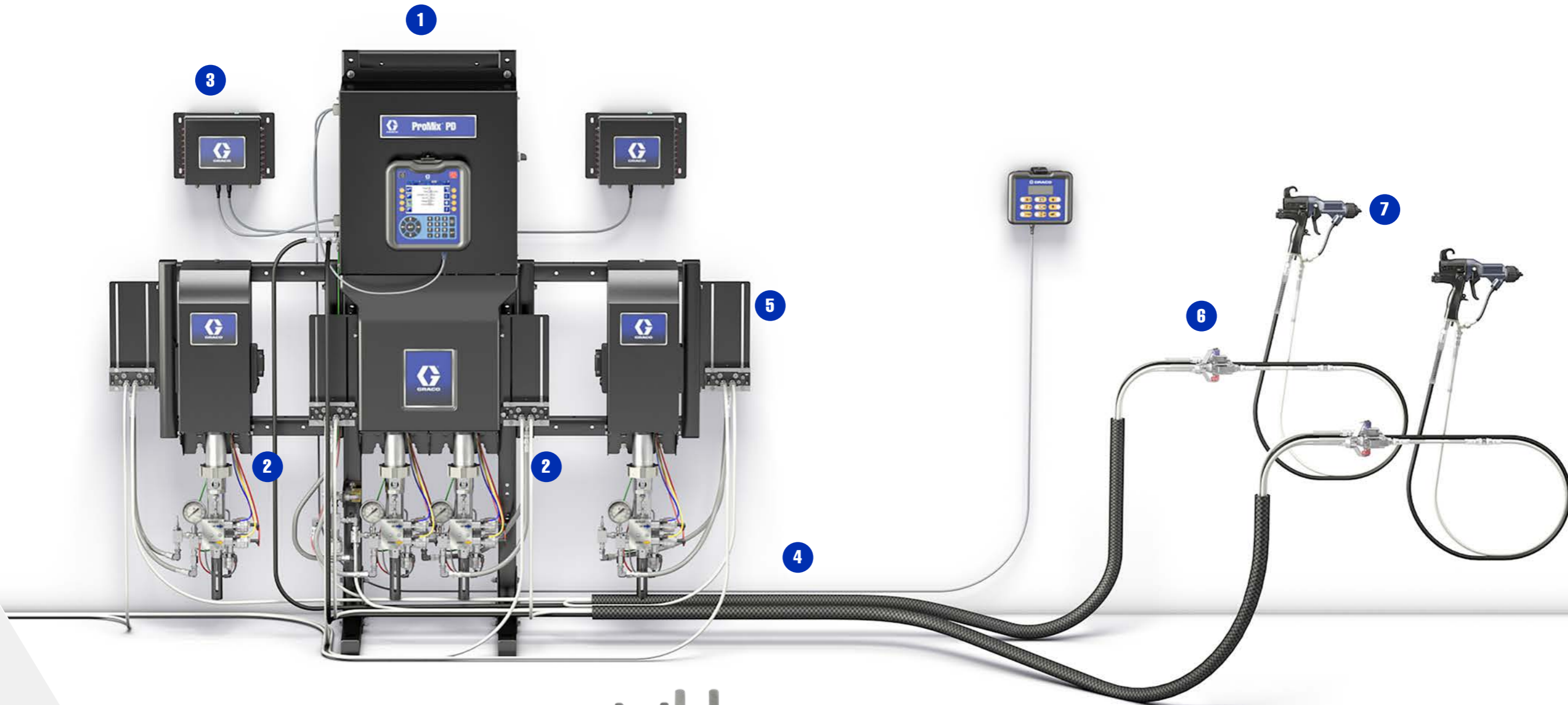
Viscosity range of fluid.....	20 to 5000 centipoise
Fluid filtration (user supplied).....	100 mesh minimum
Fluid port sizes (inlet & outlet).....	1/4 npt(m)
External power supply requirements	
90 to 250 Vac, 50/60 Hz. 7 amps maximum draw, 15 amp maximum circuit breaker required, 8 to 14 AWG power supply wire gauge	
Operating temperature range.....	2 to 50°C (36 to 122°F)
Storage temperature range.....	-20 to 70°C (-4 to 158°F)
Weight (approx.)	136 kg (300 lb)
Sound data	below 75 dBA
Wetted parts	
17-4 PH, 300 series SST, tungsten carbide with nickle binder, PTFE, PPS, perfluoroelastomer, UHMWPE	
Physical dimensions	
Height.....	159 cm (63.5 ")
Width.....	48 cm (19.25")
Depth.....	56 cm (22.5")
Weight	approx. 300 lbs
Manuals	
Installation	332457
Operation.....	332562
Repair parts.....	3A2800
Pumps	332339
Mix manifold.....	3A2801
Colour change valves.....	332454
Colour change kits	332455
3rd and 4th Pump expansion kits.....	332456



ORDERING INFORMATION

Mix at the Belt

Choose the components you need for your application.
Whatever you choose, Graco has you covered.

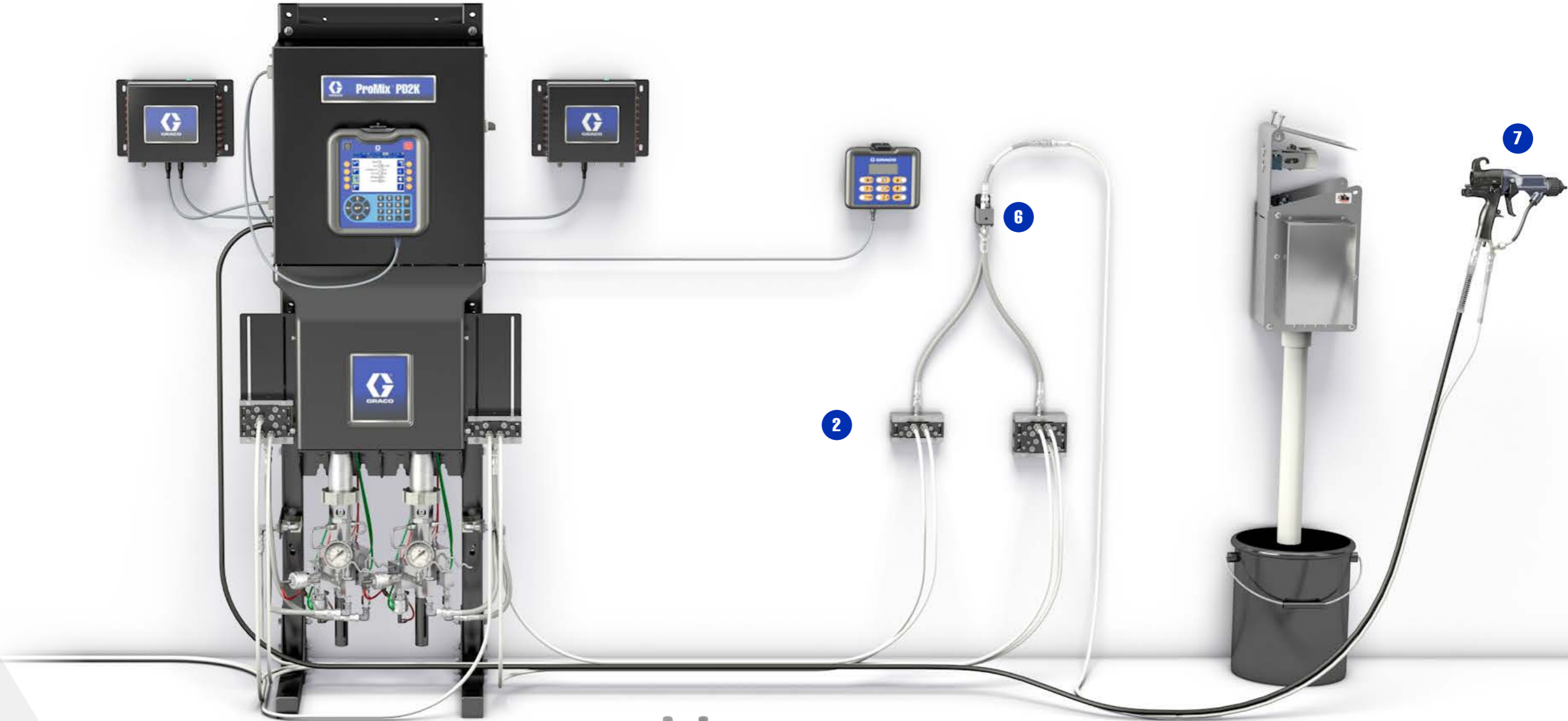


9 Accessories

ORDERING INFORMATION

Mix at the Wall

Choose the components you need for your application.
Whatever you choose, Graco has you covered.




9 Accessories

ORDERING INFORMATION

Automatic Mix at the Wall

Choose the components you need for your application.
Whatever you choose, Graco has you covered.



9 Accessories

ORDERING INFORMATION

Building Your System

The charts below have the part numbers and descriptions that correspond to the ordering system diagrams on pages 26-31. Ordering item by item helps to build a complete system.

1

Base Unit

MC1000	Manual LP	AC1000	Automatic LP
MC1002	Manual DualMix LP	AC1002	Automatic DualMix LP
MC2000	Manual HP	AC2000	Automatic HP
MC2002	Manual DualMix HP	AC2002	Automatic DualMix HP
MC0500	Manual 1K (control only)	AC0500	Automatic 1K (control only)
MC0502	Manual DualMix 1K (control only)	AC0502	Automatic DualMix 1K (Control Only)
MC3000	Manual Acid Cat LP		
MC4000	Manual Acid Cat HP		

Base Unit Expansion Kits

24R968	Air Spray, 70 cc
24R970	Air Spray, 35 cc
24R969	Air-Assist, 70 cc
24R971	Air-Assist, 35 cc
24V257	Air Spray, 70 cc
24V258	Air-Assist, 70 cc

2

Valves & Manifold Kits

Low Pressure Non-Circulating Valve		Low Pressure Circulating Valve	
24Y936	2 Valve SST Low Pressure Non-Circulating Valve	24Y937	2 Valve SST Low Pressure Circulating Valve
24Y938	3 Valve SST Low Pressure Non-Circulating Valve	24Y939	3 Valve SST Low Pressure Circulating Valve
24Y940	4 Valve SST Low Pressure Non-Circulating Valve	24Y941	4 Valve SST Low Pressure Circulating Valve
24Y942	5 Valve SST Low Pressure Non-Circulating Valve	24Y943	5 Valve SST Low Pressure Circulating Valve
24Y944	6 Valve SST Low Pressure Non-Circulating Valve	24Y945	6 Valve SST Low Pressure Circulating Valve
24Y946	7 Valve SST Low Pressure Non-Circulating Valve	24Y947	7 Valve SST Low Pressure Circulating Valve
24Y948	8 Valve SST Low Pressure Non-Circulating Valve	24Y949	8 Valve SST Low Pressure Circulating Valve
24Y950	9 Valve SST Low Pressure Non-Circulating Valve	24Y951	9 Valve SST Low Pressure Circulating Valve
24Y952	10 Valve SST Low Pressure Non-Circulating Valve	24Y953	10 Valve SST Low Pressure Circulating Valve
26A272	11 Valve SST Low Pressure Non-Circulating Valve	26A273	11 Valve SST Low Pressure Circulating Valve
26A274	12 Valve SST Low Pressure Non-Circulating Valve	26A275	12 Valve SST Low Pressure Circulating Valve
26A286	13 Valve SST Low Pressure Non-Circulating Valve	26A605	13 Valve SST Low Pressure Circulating Valve
26A276	14 Valve SST Low Pressure Non-Circulating Valve	26A277	14 Valve SST Low Pressure Circulating Valve
26A278	15 Valve SST Low Pressure Non-Circulating Valve	26A279	15 Valve SST Low Pressure Circulating Valve
26A280	16 Valve SST Low Pressure Non-Circulating Valve	26A281	16 Valve SST Low Pressure Circulating Valve
26A282	17 Valve SST Low Pressure Non-Circulating Valve	26A283	17 Valve SST Low Pressure Circulating Valve
26A284	18 Valve SST Low Pressure Non-Circulating Valve	26A285	18 Valve SST Low Pressure Circulating Valve

2

High Pressure Non-Circulating Valve

24T647	2 Valve SST High Pressure Non-Circulating Valve
24T648	3 Valve SST High Pressure Non-Circulating Valve
24T649	4 Valve SST High Pressure Non-Circulating Valve
24T650	5 Valve SST High Pressure Non-Circulating Valve
24T651	6 Valve SST High Pressure Non-Circulating Valve
24T652	7 Valve SST High Pressure Non-Circulating Valve
24T653	8 Valve SST High Pressure Non-Circulating Valve
24T654	9 Valve SST High Pressure Non-Circulating Valve
24T655	10 Valve SST High Pressure Non-Circulating Valve
24T656	11 Valve SST High Pressure Non-Circulating Valve
24T657	12 Valve SST High Pressure Non-Circulating Valve
24T658	13 Valve SST High Pressure Non-Circulating Valve
24T659	14 Valve SST High Pressure Non-Circulating Valve
24T660	15 Valve SST High Pressure Non-Circulating Valve
24T661	16 Valve SST High Pressure Non-Circulating Valve
24T662	17 Valve SST High Pressure Non-Circulating Valve
24T663	18 Valve SST High Pressure Non-Circulating Valve
24T664	19 Valve SST High Pressure Non-Circulating Valve
24T665	20 Valve SST High Pressure Non-Circulating Valve
24T666	21 Valve SST High Pressure Non-Circulating Valve
24T667	22 Valve SST High Pressure Non-Circulating Valve
24T668	23 Valve SST High Pressure Non-Circulating Valve
24T669	24 Valve SST High Pressure Non-Circulating Valve
24T670	25 Valve SST High Pressure Non-Circulating Valve
24T671	26 Valve SST High Pressure Non-Circulating Valve
24T672	27 Valve SST High Pressure Non-Circulating Valve
24T673	28 Valve SST High Pressure Non-Circulating Valve
24T674	29 Valve SST High Pressure Non-Circulating Valve
24T675	30 Valve SST High Pressure Non-Circulating Valve
24T676	31 Valve SST High Pressure Non-Circulating Valve

High Pressure Circulating Valve

24T677	2 Valve SST High Pressure Circulating Valve
24T678	3 Valve SST High Pressure Circulating Valve
24T679	4 Valve SST High Pressure Circulating Valve
24T680	5 Valve SST High Pressure Circulating Valve
24T681	6 Valve SST High Pressure Circulating Valve
24T682	7 Valve SST High Pressure Circulating Valve
24T683	8 Valve SST High Pressure Circulating Valve
24T684	9 Valve SST High Pressure Circulating Valve
24T685	10 Valve SST High Pressure Circulating Valve
24T686	11 Valve SST High Pressure Circulating Valve
24T687	12 Valve SST High Pressure Circulating Valve
24T688	13 Valve SST High Pressure Circulating Valve
24T689	14 Valve SST High Pressure Circulating Valve
24T690	15 Valve SST High Pressure Circulating Valve
24T691	16 Valve SST High Pressure Circulating Valve
24T692	17 Valve SST High Pressure Circulating Valve
24T693	18 Valve SST High Pressure Circulating Valve
24T694	19 Valve SST High Pressure Circulating Valve
24T695	20 Valve SST High Pressure Circulating Valve
24T696	21 Valve SST High Pressure Circulating Valve
24T697	22 Valve SST High Pressure Circulating Valve
24T698	23 Valve SST High Pressure Circulating Valve
24T699	24 Valve SST High Pressure Circulating Valve
24T700	25 Valve SST High Pressure Circulating Valve
24T701	26 Valve SST High Pressure Circulating Valve
24T702	27 Valve SST High Pressure Circulating Valve
24T703	28 Valve SST High Pressure Circulating Valve
24T704	29 Valve SST High Pressure Circulating Valve
24T705	30 Valve SST High Pressure Circulating Valve
24T706	31 Valve SST High Pressure Circulating Valve

Acid Compatible High Pressure Non-Circulating Valve

24X360	2 Valve SST Acid Compatible High Pressure Non-Circulating Valve
24U182	3 Valve SST Acid Compatible High Pressure Non-Circulating Valve
24U183	5 Valve SST Acid Compatible High Pressure Non-Circulating Valve

3

Color Change Solenoid Modules

25D328	4 Valve Module Kit	25D480	12 Valve Module Kit
25D329	5 Valve Module Kit	25D481	13 Valve Module Kit
25D474	6 Valve Module Kit	25D482	14 Valve Module Kit
25D475	7 Valve Module Kit	25D483	15 Valve Module Kit
25D476	8 Valve Module Kit	25D484	16 Valve Module Kit
25D477	9 Valve Module Kit	25D485	17 Valve Module Kit
25D478	10 Valve Module Kit	25D486	18 Valve Module Kit
25D479	11 Valve Module Kit		

ORDERING INFORMATION

4 Mix at Belt Hose Bundles

24T140	Low Pressure 25 ft (7 m)	24T247	High Pressure 25 ft (7 m)
24T138	Low Pressure Electrostatic 25 ft (7 m)	24T245	High Pressure Electrostatic 25 ft (7 m)
24T141	Low Pressure 50 ft (15 m)	24T248	High Pressure 50 ft (15 m)
24T139	Low Pressure Electrostatic 50 ft (15 m)	24T246	High Pressure Electrostatic 50 ft (15 m)

5 Mounting Kit & Stainless Steel Hoses

25D311	Valve Stack Mounting Kit (includes 2 - 30" hoses)	24N347	5.0 ft PFTE SST Braided Hose (need 2)
24N345	1.5 ft PFTE SST Braided Hose (need 2)	24N348	6.0 ft PFTE SST Braided Hose (need 2)
24N346	2.5 ft PFTE SST Braided Hose (need 2)		

6 Mix Manifold Kits

25D543	PD2K Low Pressure Remote Mix Manifold	26A223	PD2K Low Pressure Mix at the Belt Manifold for acid catalyzed materials
25D605	PD2K High Pressure Remote Mix Manifold	26A224	PD2K High Pressure Mix at the Belt Manifold for acid catalyzed materials
26A358	PD2K Low Pressure Mix at the Belt Manifold	26C288	PD3K Low Pressure Remote Mix Manifold
26A225	PD2K High Pressure Mix at the Belt Manifold	26C289	PD3K High Pressure Remote Mix Manifold

7 Applicators

See your distributor or sales person for more information on applicators.

8 Tool Kits

25D980	PD2K Maintenance Tool Kit
26C334	Mix Manifold Tool Kit

9 Accessoires

Other Accessories		CAN Cables and Adapters	
25D980	ProMix PD Tool Kit	121001	Female-Female 1 meter
25D627	High Pressure BPR Kit	121003	Female-Female 3 meter
26A335	Leg Extension	120952	Female-Female 4 meter
15V826	Gun Flush Box	121201	Female-Female 6 meter
24T787	Solvent Flow Switch Kit	121228	Female-Female 15 meter
26A231	Dual Panel Air Control Kit	122487	Male-Female 1.5 meter
24T803	PD2K Manual to Automatic Upgrade Kit	121728	Male-Female 4 meter
26C416	PD3K Upgrade Kit	124003	Male-Female 5 meter
15V823	Gun Air Shut Off Kit	121005	Male-Female 15 meter
16D329	Solvent Meter Kit	121006	Male-Female 50 meter
24K337	Light Tower Kit	121807	Male-Male-Male Cable Splitter
Gateways and Automation Kits		Air Solvent Chop Kits	
CGMEP0	Ethernet IP	124654	Female-Male-Male Cable Splitter
CGMDN0	DeviceNet	16T072	IS to Non-IS CAN Adapter
CGMPN0	ProfiNet	26A309	LP, w/o CC manifold IS-Valve
24W462	Modbus TCP	26A333	HP, w/o CC manifold IS-Valve
26A303	CGM Kit for ProMix PD2K Dual Mix	26A310	LP w/CC manifold IS-Valve
24W829	CGM Kit for ProMix PD2K	26A334	HP, w/CC manifold IS-Valve
24C416	CGM Kit for ProMix PD3K	26C299	LP, w/o CC manifold non-IS-Valve
26A123	Integrated Air Control Gateway Kit	26C300	HP, w/o CC manifold non-IS-Valve
15V337	AWI	26C301	LP w/CC manifold non-IS-Valve
24T805	AWI Gateway for PD	26C302	HP, w/CC manifold non-IS-Valve
		26A311	Air Solvent Chop Regulator Kit

9 Acid Catalyst Pump Kits

26A048	Pump Kit with Acid Expansion Pump
24X320	Kit, 1 Cat, Non-Circ, Hp, Acid

PD3K ACCESSORIES

26C295	Kit, Hose Connector, 1/4" npt, FX75 1500 psi
26C296	Kit, Hose Connector, 3/8" OD tube barb, FX75 300 psi*
26C297	Kit, Hose Connector, 1/4" npt, FFKM 1500 psi
26C298	Kit, Hose Connector, 3/8" OD tube barb, FFKM 300 psi*

* Compatible tubing rated to 225 psi

PD3K ACCESSORIES

26C416	PD3K Upgrade Kit
26C284	CGM Kit for ProMix PD3K
26C288	PD3K Low Pressure Remote Mix Manifold
26C289	PD3K High Pressure Remote Mix Manifold
26C478	PD3K Remote Mix Manifold Repair Kit

Traditional PD Packages

Don't need to customize? Below are PD packages you can order that are complete packages.

	1 Colour Pump Flush	2 Colour / 3 Colour Expansion	4 Colour / 5 Colour Expansion	6 Colour / 7 Colour Expansion	8 Colour / 9 Colour Expansion
Air Spray Non-Circulation	25A239	24Y954	24Y955	24Y956	24Y957
Air Spray Circulation	25A240	24Y958	24Y959	24Y960	24Y961
Air-Assist Non-Circulation	24X318	24R959	24R960	24R961	24R962
Air-Assist Circulation	24X319	24R963	24R964	24R965	24R966
Air-Assist Acid Catalyst	24X320	24T579	24T580	-	-

	Colours	1 Catalyst		2 Catalysts		4 Catalysts	
		Non-Circulation	Circulation	Non-Circulation	Circulation	Non-Circulation	Circulation
Air Spray Colour Change	1	24Y962	24Y967				
	2	24Y963	24Y968	24Y972	24Y976		
	4	24Y964	24Y969	24Y973	24Y977	24Y980	24Y983
	6	24Y965	24Y970	24Y974	24Y978	24Y981	24Y984
	8	24Y966	24Y971	24Y975	24Y979	24Y982	24Y985
	12	25A606	24V327	24V335	24V340	24V346	24V350
	13-18*	24V163	24V328				
Air-Assist Colour Change	1	24V359	24V369				
	2	24V360	24V370	24V381	24V389		
	4	24V361	24V371	24V382	24V390	24V396	24V402
	6	24V362	24V372	24V383	24V391	24V397	24V403
	8	24V363	24V373	24V384	24V392	24V398	24V404
	12	24V364	24V374	24V385	24V393	24V399	24V405
	13-18*	24V365	24V375				
13-24*	24V366	24V376					
13-30*	24V367	24V377					

For manual systems using remote mixing one must order an additional solvent flow switch kit (see accessories)
*Expansion kits (use with 1, 2 or 4 catalyst kits)



OUR BRAND PROMISE TO YOU

Since 1926, **innovation**, **quality** and **A+ Service** have been at the centre of Graco.

Experience Innovation

Our focus on innovation results in products and equipment that lead the industry with technologically-advanced features, pioneering design, high performance and unparalleled reliability. In short, innovation is how you get better products!

Building Quality

You're investing in high-quality products built to last for years of reliable service. Moreover, we partner with our customers to better understand how you're deploying our products in the field, then use your experiences to improve performance and durability.



A+ service, every time

You'll see A+ Service in action when you contact any of our support services options no matter where you are in the world. We'll listen to your situation and work methodically to resolve it as quickly as we can. We are guided by a mindset of integrity and a customer service view centred on collaboration and relationships, not transactions.



We're here to answer questions and help address your needs:

www.graco.com/contact

Graco is certified ISO 9001.

©2018 Graco Distribution BV 345107ENEU-C 06/24. Printed in Europe.

All written and visual data contained in this document are based on the latest product information available at the time of publication. Graco reserves the right to make changes at any time without notice.

All other brand names or marks are used for identification purposes and are trademarks of their respective owners. For more information on Graco's intellectual property, see www.graco.com/patent or www.graco.com/trademarks.